



Toyo Seiki Seisaku-sho, Ltd. 5-15-4, Takinogawa, Kita-ku, Tokyo 114-8557, Japan

No. 526 Impact Tester with Refrigerating Machine

Pendulum impact tester with thermostatic chamber



■ APPLICATION

The **Impact Tester with Refrigerating Machine** measures absorbed impact energy of plastic specimens based on Izod, Charpy and Tensile strength method at low temperature condition.

■ SPECIFICATIONS

Model	-40°C
Cooling method	Water cooling type refrigerator
Temperature range	-40°C to +40°C
Temperature distribution	±2°C (at -30°C)
Cooling time	+25°C to -40°C: Approx. 70min. <i>Conditions:</i> <ul style="list-style-type: none"> ■ Cooling water temp: +10°C to +30°C ■ Room temp: +10°C to +30°C ■ Room humidity: 35 to 65&RH
Temperature control method	Refrigerator and heater ON/OFF by PID control
Upper door of chamber, open/close	Pneumatic <i>Automatically open the door after press the hammer start switch, then hammer will release)</i>
Hammer release	Rotary solenoid
Refrigerant	R404A
Heater capacity	4.5kW
Inner chamber dimensions	Approx. W900 x D200 x H400mm
Power requirement	Three-phase, AC200V, 50Hz or 60Hz, 7.0kVA
Compressed air requirement	0.5MPa, 50L/min
Cooling water requirement	Water temperature: +10°C to +30°C Flow: Approx. 30L/min
Dimensions	W1300 x D1200 x H1600mm
Weight	Approx. 600kg

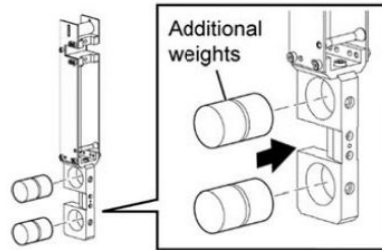
Charpy, Hammers

ISO 179 (JIS K 7111)

	Capacity	Impact velocity
1	0.5J / 1J*	2.9m/sec.
2	2J / 4J*	
3	5J	
4	7.5J / 15J*	3.8m/sec.

*Using additional weights

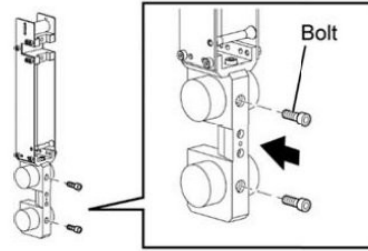
Bold face: Short length hammer



ASTM D 6110

	Capacity	Impact velocity
1	1J / 2J*	3.46m/sec.
2	3J / 6J*	
3	8J / 15J*	

*Using additional weights



Charpy, Fixtures

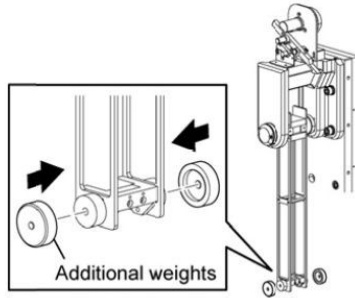
	Name
1	Charpy fixture For ISO 179 (JIS K 7111) <ul style="list-style-type: none"> ■ Specimen length (l): 80mm ■ Specimen width (b): 10mm ■ Specimen thickness (h): 4mm ■ Span: 62mm
2	Charpy fixture For ASTM D 6110 <ul style="list-style-type: none"> ■ Specimen length (l): 127mm ■ Specimen width (b): 12.7mm ■ Specimen thickness (h): Please specify ■ Span: 101.6mm

Izod, Hammers

ISO 180 (JIS K 7110)

	Capacity	Impact velocity
1	0.5J / 1J*	3.5m/sec.
2	1J	
3	2.75J / 5.5J*	
4	11J / 22J	

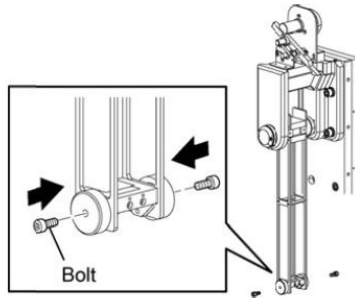
*Using additional weights



ASTM D 256

	Capacity	Impact velocity
1	1J / 2J*	3.46m/sec.
2	3J / 6J*	
3	8J / 15J*	

*Using additional weights



Izod, Fixture

	Name	
1	<p>Izod fixture For ISO 180 (JIS K 7110) & ASTM D 256</p> <p>ISO 180</p> <ul style="list-style-type: none"> ■ Specimen length (l): 80mm ■ Specimen width (b): 10mm ■ Specimen thickness (h): 4mm <p>ASTM D 256</p> <ul style="list-style-type: none"> ■ Specimen length (l): 63.5mm ■ Specimen width (b): 12.7mm ■ Specimen thickness (h): Please specify 	

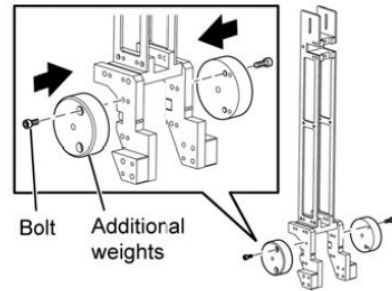
Tensile-Impact, Hammers

ISO 8256 (JIS K 7160)

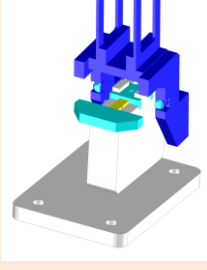
	Capacity	Impact velocity	Remarks
1	2J / 4J*	2.9m/sec.	In-base (Method A)
2	7.5J / 15J*	3.8m/sec.	In-base (Method A)

*Using additional weights

Bold face: Short length hammer



Tensile-Impact, Fixtures

	Name	
1	Tensile-Impact fixture For ISO 8256 (JIS K 7160) Method A (In-base)	

Tensile-Impact, Cross-heads

ISO 8256 (JIS K 7160)

	Name
1	In-base (Method A), 15g
2	In-base (Method A), 30g
3	In-base (Method A), 60g

Note: In-head type is not available.

■ STANDARD ACCESSORIES & OPTIONS

● Standard ○ Option

	Name	Model (Part No.)	Photo	-40°C
1	Charpy fixture for ISO 179 (JIS K 7111)	----	----	○
2	Charpy fixture for ASTM D6110	----	----	○
3	Izod fixture for ISO 180 (JIS K 7110) & ASTM D256	----	----	○
4	Tensile-impact fixture for ISO 8256 (JIS K 7160) Method A (In-base)	----	----	○
5	Charpy hammer for ISO 179 (JIS K 7111) 0.5J / 1J	----	----	○
6	Charpy hammer for ISO 179 (JIS K 7111) 2J / 4J	----	----	○
7	Charpy hammer for ISO 179 (JIS K 7111) 5J	----	----	○
8	Charpy hammer for ISO 179 (JIS K 7111) 7.5J / 15J	----	----	○
9	Izod hammer for ISO 180 (JIS K 7110) 0.5J / 1J	----	----	○
10	Izod hammer for ISO 180 (JIS K 7110) 1J	----	----	○
11	Izod hammer for ISO 180 (JIS K 7110) 2.75J / 5.5J	----	----	○
12	Izod hammer for ISO 180 (JIS K 7110) 11J / 22J	----	----	○
13	Izod hammer for ASTM D256 1J / 2J	----	----	○
14	Izod hammer for ASTM D256 3J / 6J	----	----	○
15	Izod hammer for ASTM D256 8J / 15J	----	----	○

16	Tensile-impact hammer for ISO 8256 (JIS K 7160) Method A (In-base) 2J / 4J	----	----	○
17	Tensile-impact hammer for ISO 8256 (JIS K 7160) Method A (In-base) 7.5J / 15J	----	----	○
18	Mini thermal printer	----	----	○
19	Personal computer (Data processing unit)	----	----	○
20	Dry air device	----	----	○

Specifications are subject to change without notice.



TOYO SEIKI SEISAKU-SHO, LTD.

5-15-4, Takinogawa, Kita-ku, Tokyo 114-8557, Japan

Tel:+81-3-3916-8183 Fax:+81-3-3916-8173

www.toyoseiki.co.jp

20191206 MN